



It's Time to Take Another Look at Learn Ultra

Blackboard Learn with the Ultra experience (Learn Ultra) helps make instructors' jobs easier—and learning more engaging. Plus, it enables administrators to easily and confidently meet the goal of providing an always-on, always-updated environment.

Designed with a modern, intuitive, fully responsive interface, Learn Ultra delivers a simpler, more powerful teaching and learning experience that goes beyond the traditional LMS.



Why Move To Learn Ultra?



Efficiency. Enable your users to work quicker and easier.

Offer educators and students the simple, yet powerful tools and workflows that will help them easily identify important tasks, engage, and take action.



Mobility. Make teaching and learning on-the-go easy—regardless of device.

Give educators and students the ability to teach and learn anytime, anywhere with Learn Ultra's fully responsive design for all devices.



Actionable Insights. Empower informed and meaningful action.

Hand educators and students the data that matters; data that aims to create more personalized interactions and drive positive behaviors and outcomes.



Accessibility. Help all students succeed.

Empower your educators to ensure content is accessible so all students—regardless of age, ability or situation—can succeed.



Openness. Open to integrate, open to extend, open to access your data.

Have confidence that Learn Ultra will integrate into your larger educational ecosystem. Plus, you'll have access to the most robust partner network available.



Seamless. Go beyond the traditional LMS.

Excite educators and students with seamless, deeply integrated tools that “just work”—like publisher content, other Blackboard products and 3rd party tools.



Reliability. Less maintenance, more innovation.

Provide students and educators with the latest enhancements as soon as they become available; no upgrade—or downtime—needed.

“Learn Ultra supports our goals of retaining and graduating more students. It looks great, facilitates communication, and offers students the educational resources needed to be successful.”

Jean Marlow

Deputy Chief Technology Officer
Eastern Kentucky University

Blackboard®

LEARN

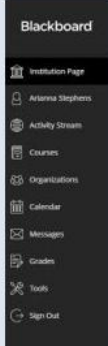


What are the components of Learn Ultra?

Learn Ultra experience is comprised of the Ultra Base Navigation, the Original Course View and the Ultra Course View. The course view choice can be made at an institution, school, department or instructor level.

“Both faculty and students find the Ultra Course View more visually appealing and user friendly.”

Dr. Geoff Price

Director of Instructional Technology
Belmont University

Ultra Base Navigation	+	Original Course View (default)	+	Ultra Course View (optional)
				
Modern, intuitive navigation that provides quick access to the most critical information from across all courses.		Same Original course that instructors and students are familiar with from Learn 9.1; there are no changes to the features or workflows.		Optional course view with a streamlined, more intuitive, fully responsive interface and workflows for maximum efficiency and engagement.

How do I make the move to Learn Ultra?

Moving to Learn Ultra involves three steps that can take place simultaneously or sequentially—the choice is yours. Moving to SaaS deployment gives you the option of turning on the Ultra Base Navigation. Once the Ultra Base Navigation has been enabled, you can roll out Ultra Courses at your desired pace; all at once, by school or department, or to select individual faculty.



**Move to SaaS
Deployment**



**Turn on Ultra
Base Navigation**



**Roll Out
Ultra Courses**

[TRY LEARN ULTRA NOW AT COURSESITES.COM](https://www.blackboard.com/coursesites.com)